



GCSE
COMBINED SCIENCE: TRILOGY
8464/C/2F

Chemistry Paper 2F

Mark scheme

June 2019

Version: 1.0 Final

Mark schemes are prepared by the Lead Assessment Writer and considered, together with the relevant questions, by a panel of subject teachers. This mark scheme includes any amendments made at the standardisation events which all associates participate in and is the scheme which was used by them in this examination. The standardisation process ensures that the mark scheme covers the students' responses to questions and that every associate understands and applies it in the same correct way. As preparation for standardisation each associate analyses a number of students' scripts. Alternative answers not already covered by the mark scheme are discussed and legislated for. If, after the standardisation process, associates encounter unusual answers which have not been raised they are required to refer these to the Lead Assessment Writer.

It must be stressed that a mark scheme is a working document, in many cases further developed and expanded on the basis of students' reactions to a particular paper. Assumptions about future mark schemes on the basis of one year's document should be avoided; whilst the guiding principles of assessment remain constant, details will change, depending on the content of a particular examination paper.

Further copies of this mark scheme are available from aqa.org.uk

Information to Examiners

1. General

The mark scheme for each question shows:

- the marks available for each part of the question
- the total marks available for the question
- the typical answer or answers which are expected
- extra information to help the Examiner make his or her judgement
- the Assessment Objectives, level of demand and specification content that each question is intended to cover.

The extra information is aligned to the appropriate answer in the left-hand part of the mark scheme and should only be applied to that item in the mark scheme.

At the beginning of a part of a question a reminder may be given, for example: where consequential marking needs to be considered in a calculation; or the answer may be on the diagram or at a different place on the script.

In general the right-hand side of the mark scheme is there to provide those extra details which confuse the main part of the mark scheme yet may be helpful in ensuring that marking is straightforward and consistent.

2. Emboldening and underlining

- 2.1** In a list of acceptable answers where more than one mark is available ‘any **two** from’ is used, with the number of marks emboldened. Each of the following bullet points is a potential mark.
- 2.2** A bold **and** is used to indicate that both parts of the answer are required to award the mark.
- 2.3** Alternative answers acceptable for a mark are indicated by the use of **or**. Different terms in the mark scheme are shown by a / ; eg allow smooth / free movement.
- 2.4** Any wording that is underlined is essential for the marking point to be awarded.

3. Marking points

3.1 Marking of lists

This applies to questions requiring a set number of responses, but for which students have provided extra responses. The general principle to be followed in such a situation is that 'right + wrong = wrong'.

Each error / contradiction negates each correct response. So, if the number of error / contradictions equals or exceeds the number of marks available for the question, no marks can be awarded.

However, responses considered to be neutral (indicated as * in example 1) are not penalised.

Example 1: What is the pH of an acidic solution?

[1 mark]

Student	Response	Marks awarded
1	green, 5	0
2	red*, 5	1
3	red*, 8	0

Example 2: Name two planets in the solar system.

[2 marks]

Student	Response	Marks awarded
1	Neptune, Mars, Moon	1
2	Neptune, Sun, Mars, Moon	0

3.2 Use of chemical symbols / formulae

If a student writes a chemical symbol / formula instead of a required chemical name, full credit can be given if the symbol / formula is correct and if, in the context of the question, such action is appropriate.

3.3 Marking procedure for calculations

Marks should be awarded for each stage of the calculation completed correctly, as students are instructed to show their working. Full marks can, however, be given for a correct numerical answer, without any working shown.

3.4 Interpretation of 'it'

Answers using the word 'it' should be given credit only if it is clear that the 'it' refers to the correct subject.

3.5 Errors carried forward

Any error in the answers to a structured question should be penalised once only.

Papers should be constructed in such a way that the number of times errors can be carried forward is kept to a minimum. Allowances for errors carried forward are most likely to be restricted to calculation questions and should be shown by the abbreviation ecf in the marking scheme.

3.6 Phonetic spelling

The phonetic spelling of correct scientific terminology should be credited **unless** there is a possible confusion with another technical term.

3.7 Brackets

(.....) are used to indicate information which is not essential for the mark to be awarded but is included to help the examiner identify the sense of the answer required.

3.8 Allow

In the mark scheme additional information, 'allow' is used to indicate creditworthy alternative answers.

3.9 Ignore

Ignore is used when the information given is irrelevant to the question or not enough to gain the marking point. Any further correct amplification could gain the marking point.

3.10 Do **not** accept

Do **not** accept means that this is a wrong answer which, even if the correct answer is given as well, will still mean that the mark is not awarded.

4. Level of response marking instructions

Extended response questions are marked on level of response mark schemes.

- Level of response mark schemes are broken down into levels, each of which has a descriptor.
- The descriptor for the level shows the average performance for the level.
- There are two marks in each level.

Before you apply the mark scheme to a student's answer, read through the answer and annotate it (as instructed) to show the qualities that are being looked for. You can then apply the mark scheme.

Step 1: Determine a level

Start at the lowest level of the mark scheme and use it as a ladder to see whether the answer meets the descriptor for that level. The descriptor for the level indicates the different qualities that might be seen in the student's answer for that level. If it meets the lowest level then go to the next one and decide if it meets this level, and so on, until you have a match between the level descriptor and the answer.

When assigning a level you should look at the overall quality of the answer. Do **not** look to penalise small and specific parts of the answer where the student has not performed quite as well as the rest. If the answer covers different aspects of different levels of the mark scheme you should use a best fit approach for defining the level.

Use the variability of the response to help decide the mark within the level, ie if the response is predominantly level 2 with a small amount of level 3 material it would be placed in level 2 but be awarded a mark near the top of the level because of the level 3 content.

Step 2: Determine a mark

Once you have assigned a level you need to decide on the mark. The descriptors on how to allocate marks can help with this.

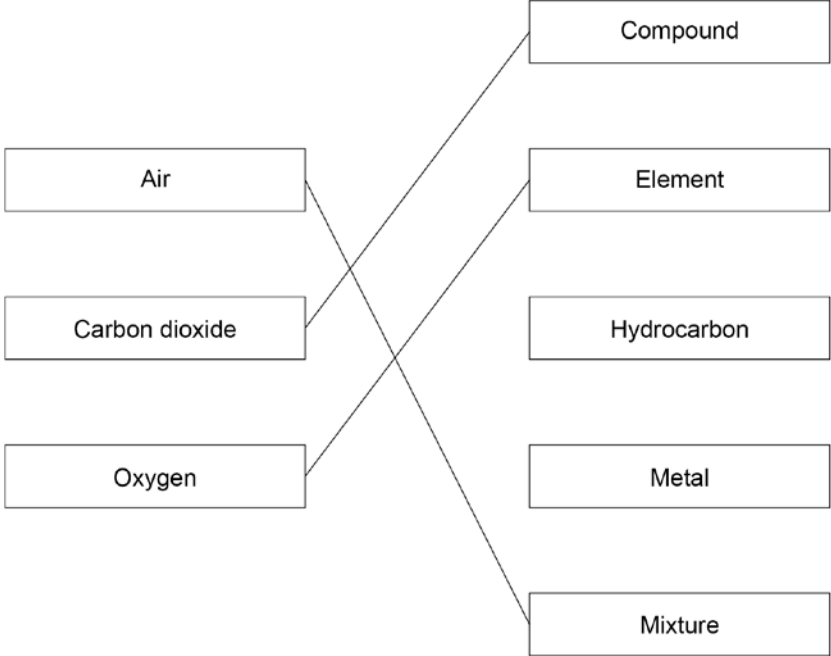
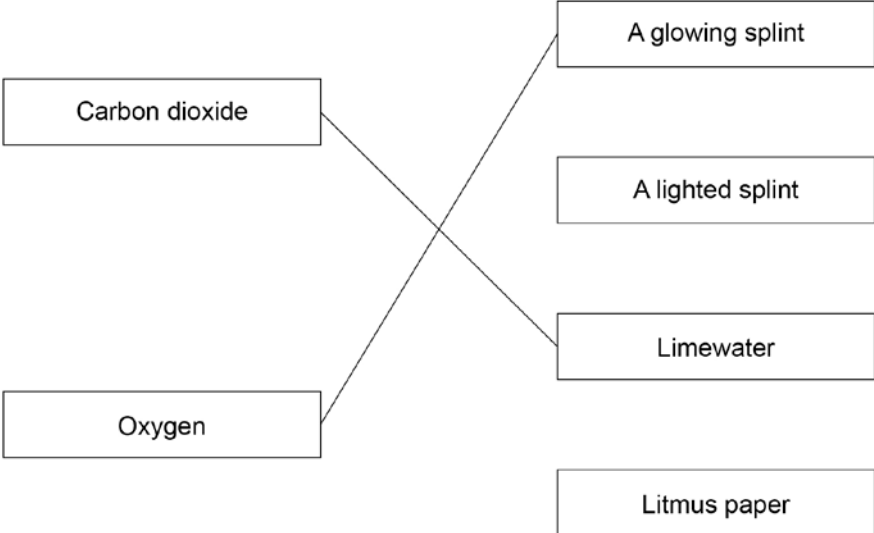
The exemplar materials used during standardisation will help. There will be an answer in the standardising materials which will correspond with each level of the mark scheme. This answer will have been awarded a mark by the Lead Examiner. You can compare the student's answer with the example to determine if it is the same standard, better or worse than the example. You can then use this to allocate a mark for the answer based on the Lead Examiner's mark on the example.

You may well need to read back through the answer as you apply the mark scheme to clarify points and assure yourself that the level and the mark are appropriate.

Indicative content in the mark scheme is provided as a guide for examiners. It is not intended to be exhaustive and you must credit other valid points. Students do **not** have to cover all of the points mentioned in the indicative content to reach the highest level of the mark scheme.

You should ignore any irrelevant points made. However, full marks can be awarded only if there are no incorrect statements that contradict a correct response.

An answer which contains nothing of relevance to the question must be awarded no marks.

Question	Answers	Extra information	Mark	AO / Spec. Ref.
01.1	 <p data-bbox="252 1021 1074 1122">If more than one line is drawn from any one substance and not crossed out, no mark is given for that substance. The other marks can be awarded.</p>	<p data-bbox="786 360 1090 421">Compound</p> <p data-bbox="786 510 1090 571">Element</p> <p data-bbox="786 660 1090 721">Hydrocarbon</p> <p data-bbox="786 810 1090 871">Metal</p> <p data-bbox="786 960 1090 1021">Mixture</p>	<p data-bbox="1193 521 1214 551">1</p> <p data-bbox="1193 656 1214 685">1</p> <p data-bbox="1193 797 1214 826">1</p>	<p data-bbox="1305 353 1398 488">AO2.1 5.1.1.2 5.8.1.1 5.1.1.1</p>
01.2	 <p data-bbox="247 1715 1090 1816">If more than one line is drawn from any one gas and not crossed out, no mark is awarded for that gas. The other mark can be awarded.</p>	<p data-bbox="810 1178 1129 1238">A glowing splint</p> <p data-bbox="810 1328 1129 1388">A lighted splint</p> <p data-bbox="810 1478 1129 1538">Limewater</p> <p data-bbox="810 1628 1129 1688">Litmus paper</p>	<p data-bbox="1193 1267 1214 1296">1</p> <p data-bbox="1193 1581 1214 1610">1</p>	<p data-bbox="1305 1171 1398 1272">AO1.1 5.8.2.2 5.8.2.3</p>
01.3	<p data-bbox="252 1872 512 1901">dissolved in oceans</p> <p data-bbox="252 1935 451 1964">photosynthesis</p>		<p data-bbox="1193 1872 1214 1901">1</p> <p data-bbox="1193 1935 1214 1964">1</p>	<p data-bbox="1305 1872 1398 1966">AO1 5.9.1.2 5.9.1.4</p>

01.4	\rightleftharpoons	ignore any other words, formulae or symbols	1	AO1.1 5.6.2.1
01.5	endothermic (reaction)	spelling must be correct do not accept exothermic	1	AO1.1 5.6.2.2
01.6	rate (of reaction)	allow speed or velocity do not accept any other response	1	AO1 5.6.2.3
Total			10	

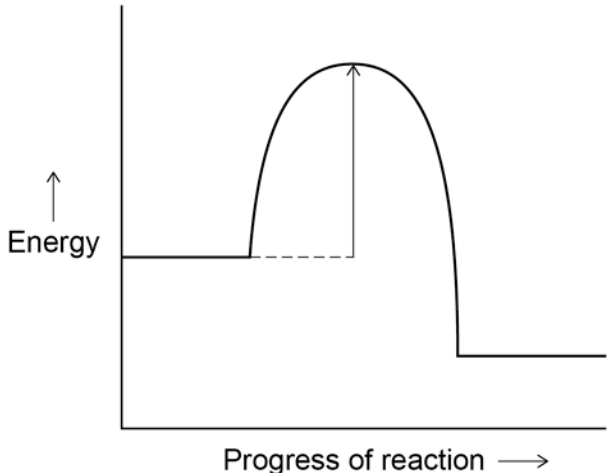
Question	Answers	Extra information	Mark	AO / Spec. Ref.
02.1	formulation		1	AO1 5.8.1.2
02.2	it has a giant structure it has strong covalent bonds		1 1	AO1 5.2.2.6 5.2.1.4
02.3			1 1	AO3 AO2 5.8.1.2
02.4	all points correctly plotted line of best fit	allow a tolerance of $\pm \frac{1}{2}$ a small square allow 1 mark for 3 points correctly plotted allow reasonable attempt at line of best fit using incorrectly plotted points	2 1	AO2.2 5.8.1.2

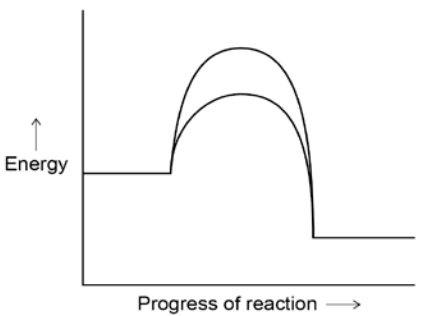
02.5	1500 (g)	allow range from 1400 (g) to 1600 (g) allow ecf from graph drawn in Figure 2	1	AO3 5.8.1.2
	highest point on graph	MP2 dependent on MP1 allow highest / largest / greatest / most weight needed to break concrete. ignore numbers quoted from graph ignore strongest	1	
02.6	take more measurements	allow indication of a greater range of values or allow indication of measurements at smaller intervals ignore repeat the investigation	1	AO3 5.8.1.2
Total			11	

Question	Answers	Extra information	Mark	AO / Spec. Ref.
03.1	2	allow multiples of whole equation	1	AO2 5.1.1.1 5.3.1.1 5.6.1.1 10.2.11
03.2	50 cm ³ measuring cylinder		1	AO3 5.6.1.1 10.2.11
03.3	headings: time and volume (of gas) units: s and cm ³ time values correct (and match units) volume values match time values	allow in either column allow any units of time and volume placed in relevant column ignore incorrect representation of time values if no other marks awarded allow 1 mark for time with correct units or volume with correct units	1 1 1 1	AO2 5.6.1.1 10.2.11
03.4	any one from: <ul style="list-style-type: none"> • concentration of the acid was lower (than expected) • some (gas) escaped • impure magnesium • temperature lower (than expected) 	answers must relate to figure 4 ignore answers relating to amount or surface area or time	1	AO3 5.6.1.2 10.2.11

03.5	any two from: <ul style="list-style-type: none"> • length of magnesium or surface area of magnesium • volume of acid • temperature (of acid) 	allow mass of magnesium allow same form of magnesium allow same size of magnesium ignore concentration of hydrochloric acid ignore room temperature	2	AO2 5.6.1.2 10.2.11
03.6	increased particles frequently	allow went up allow got bigger allow ions or molecules ignore concentration allow often	1 1 1	AO1 5.6.1.2 5.6.1.3 10.2.11
Total			12	

Question	Answers	Extra information	Mark	AO / Spec. Ref.
04.1	any two from: <ul style="list-style-type: none"> • high temperature • catalyst • steam • high pressure • low oxygen atmosphere 	ignore heat / hot allow a temperature between 400 °C and 900 °C allow aluminium oxide, alumina, porous pot, zeolites	2	AO1 5.7.1.4
04.2	<pre> H H H H H—C—C—C—C—H H H H H </pre>	all bonds and atoms must be present	1	AO1 5.7.1.1
04.3	carbon dioxide water	in either order allow CO ₂ allow H ₂ O	1 1	AO1.1 5.7.1.3
04.4	bromine (water) turns (from orange / brown / yellow to) colourless	do not accept bromide MP2 is dependent on MP1 allow decolourises ignore clear	1 1	AO1 5.7.1.4
04.5	sustainable development		1	AO1 5.10.1.1
Total			8	

Question	Answers	Extra information	Mark	AO / Spec. Ref.
05.1	3.50 %		1	AO2 5.10.1.1
05.2	correct bar to 2.1 (%)	allow a tolerance of $\pm \frac{1}{2}$ a small square	1	AO2 5.10.1.1
05.3	$(617 + 258) - 648$ or $875 - 648$ = 227 (kg)	an answer of 227 (kg) scores 2 marks	1 1	AO2 5.3.1.1
05.4	 <p>ignore arrow heads</p>		1	AO1 5.6.1.4

<p>05.5</p>	<p>(curve) starts and ends at same energy levels as existing curve</p> <p>maximum of curve below maximum of existing curve</p>	<p>ignore references to activation energy</p> <p>only award if MP1 correct</p> <p>an answer of</p>  <p>scores 2 marks</p>	<p>1</p> <p>1</p>	<p>AO1 5.6.1.4</p>
--------------------	--	--	-------------------	------------------------

<p>05.6</p>	<p>enzymes</p>		<p>1</p>	<p>AO1 5.6.1.4</p>
--------------------	----------------	--	----------	------------------------

<p>Total</p>			<p>8</p>
---------------------	--	--	-----------------

Question	Answers	Extra information	Mark	AO / Spec. Ref.
06.1	potable		1	AO1 5.10.1.2
06.2	boil (water) (boils) at 100°C	allow boils at 100 °C for 2 marks ignore heat do not accept filter do not accept incorrect test alternative approach freeze (water) (1) (freezes) at 0°C (1) if no other mark awarded, allow 1 mark for evaporate or distil water and no solid left	1 1	AO2 5.8.1.1
06.3	Level 2: The design/plan would lead to the production of a valid outcome. All key steps are identified and logically sequenced.		3–4	AO1 5.10.1.2 10.2.13
	Level 1: The design/plan would not necessarily lead to a valid outcome. Some steps are identified, but the plan may not be logically sequenced.		1–2	
	No relevant content		0	
	Indicative content <ul style="list-style-type: none"> • weigh container. • measure volume (100 cm³) of water into container. • evaporate / heat until dry. • weigh container and remaining solids. • determine mass of dissolved solids to access Level 2 there should be an indication of using a known volume of water, heating until dry and determining the mass of solid.			

06.4	(conversion of cm^3 to dm^3) ($250 \text{ cm}^3 = \frac{250}{1000}$ or $0.25 \text{ (dm}^3)$)	an answer of 0.031 (g) scores 4 marks	1	AO2 5.3.2.5 10.2.13
	(conversion of mg to g) ($125 \text{ mg} = \frac{125}{1000}$ or 0.125 (g))		1	
	(0.25×0.125) = 0.03125	allow correct calculation from incorrect attempt(s) at conversion	1	
	=0.031 (g)	allow an answer correctly rounded to 2 significant figures from an incorrect calculation that uses the values in the question	1	

06.5	$\frac{44}{500} \times 100$	an answer of 8.8 (%) or 9 (%) scores 2 marks	1	AO2 5.10.1.2 10.2.13
	= 8.8 (%)	allow 9 (%)	1	

Total			13	
--------------	--	--	-----------	--

Question	Answers	Extra information	Mark	AO / Spec. Ref.
07.1	high temperatures (in the engine) enable oxygen and nitrogen (from air) to react	allow combine / bond for react	1 1	AO1 5.9.3.1
07.2	<p>Level 3: A judgement, strongly linked and logically supported by a sufficient range of correct reasons, is given.</p> <p>Level 2: Some logically linked reasons are given. There may also be a simple judgement.</p> <p>Level 1: Relevant points are made. They are not logically linked.</p> <p>No relevant content</p> <p>Indicative content</p> <p>Examples of relevant points might include:</p> <ul style="list-style-type: none"> • car C produces the most CO₂ during manufacture • car A produces the most CO₂ per km when driving • car C produces the most CO₂ from manufacture and 40,000km when driving • car B produces the most CO₂ from manufacture and 100,000km when driving <p>Examples of linked statements might include:</p> <ul style="list-style-type: none"> • car A produces least CO₂ during manufacture, but most CO₂ per km • car C produces most CO₂ during manufacture, but least CO₂ per km • car A produces least CO₂ during manufacture, but car C produces the least CO₂ per km <p>Examples of judgements might include:</p> <ul style="list-style-type: none"> • overall car A has the smallest carbon footprint as it has the smallest CO₂ production during manufacture, the smallest mass of CO₂ after 40,000km of driving and the smallest mass of CO₂ produced after 100,000km of driving. • car A eventually (after 157,895km) will have the largest carbon footprint because the mass of carbon dioxide produced per km is highest. 		5–6 3–4 1–2 0	AO3 5.9.2.2 5.9.2.45.10.2.1

Total			8
--------------	--	--	----------